

BIRD MONITORING AND ECOLOGICAL OUTREACH AT FERMILAB



Fermilab and the birding community.



Teaching at the Morton Arboretum for the past 20 years has provided many opportunities to share in a formal setting and Fermilab is a great venue. This is just one way to demonstrate the value of Fermilab's natural areas.

Birding organizations in Kane and DuPage counties often organize outings to the areas of Fermilab open to the public.



Fermilab data collection with new discoveries every year.

Apps Tabular Weather Fore Home - Welcome to WOW! Webmail: Inbo New Tab Chicago Cubs Websit CNN Saint Charles, IL Weat

Fermilab

Find Bird:

Birds of Fermilab
Recent Sightings

The Full List
Picture Browser

Spring Count
Christmas Count

Site Guide
Site Map

Statistics
Graphs

Graphical Summaries

A total of **290** bird species have been recorded at Fermilab.

The 1987 to 1991 survey period produced **4285** records and **238** species.

The 1992 to 1996 survey period produced **4469** records and **243** species.

The 1997 to 2001 survey period produced **4672** records and **252** species.

The 2002 to 2006 survey period produced **4575** records and **241** species.

The 2007 to 2011 survey period produced **4308** records and **235** species.

The 2012 to 2016 survey period produced **4673** records and **250** species.

The 2017 to 2021 survey period produced **3081** records and **213** species.

Below are some graphical summaries of the survey results.

- **Species vs Time and Period:** A plot of the number of species versus time of year for the combined survey as well as for each
- **Species vs Time and Survey Combination:** A plot of the number of species versus time of year broken down by the various co records occurred.
- **Species vs Time and Status:** A plot of the number of species versus time of year broken down in terms of the following categories:
 - Year round residents:** Occur regularly throughout the year.
 - Summer residents:** Occur regularly through the summer months but not in winter.
 - Winter residents:** Occur regularly through the winter months but not in summer.
 - Migrants and vagrants:** Fit none of the above categories.
- **Species vs Time and Family:** This plot shows how the family composition of migrants evolves during migration periods.
- **User Defined:** Make your own plot.



Thirty years of bird monitoring at Fermilab.

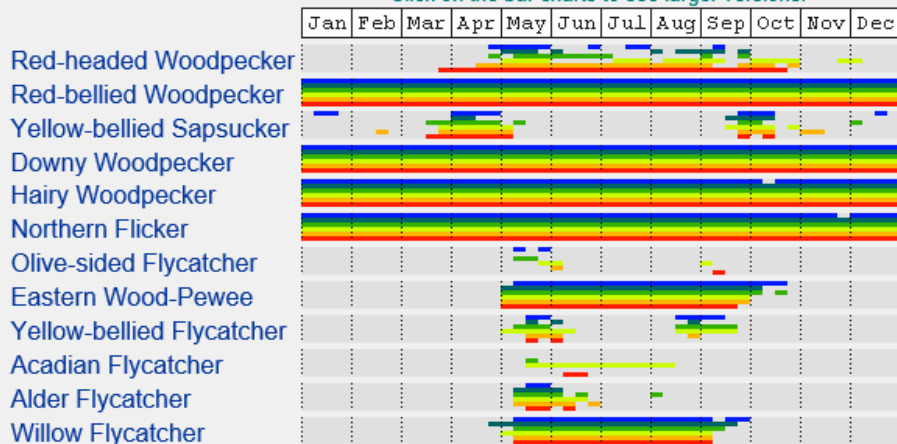
The Fermilab Bird List: Page 8

Page Index

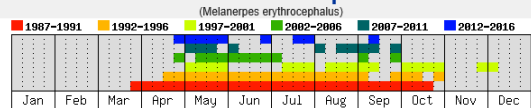
Survey period 2.
Survey period 5.

Survey period 3.
Survey period 6.

[Click on the bar charts to see larger versions.](#)



Red-headed Woodpecker



Status: Summer Resident.

Last recorded on site in 2016

Breeding Status:-

1987 to 1991: Confirmed

1992 to 1996: Likely but not confirmed

1997 to 2001: Confirmed

2002 to 2006: Likely but not confirmed

2007 to 2011: Confirmed

The Patuxent web-site provides [more general information](#) about this species.

At this time of year, this species is rare on site.

Occurred as an uncommon summer resident and breeder. However, numbers have declined steadily and since year 2000, records have been scarce on site. Breeding birds are most often found in the woods along Indian Creek.



Photographer: Gene Oleynik.



Grassland species populations fluctuate greatly from year to year but there are still some obvious trends.




Trends are very similar in scrubland species.



Woodland species seem to be taking the biggest hit.

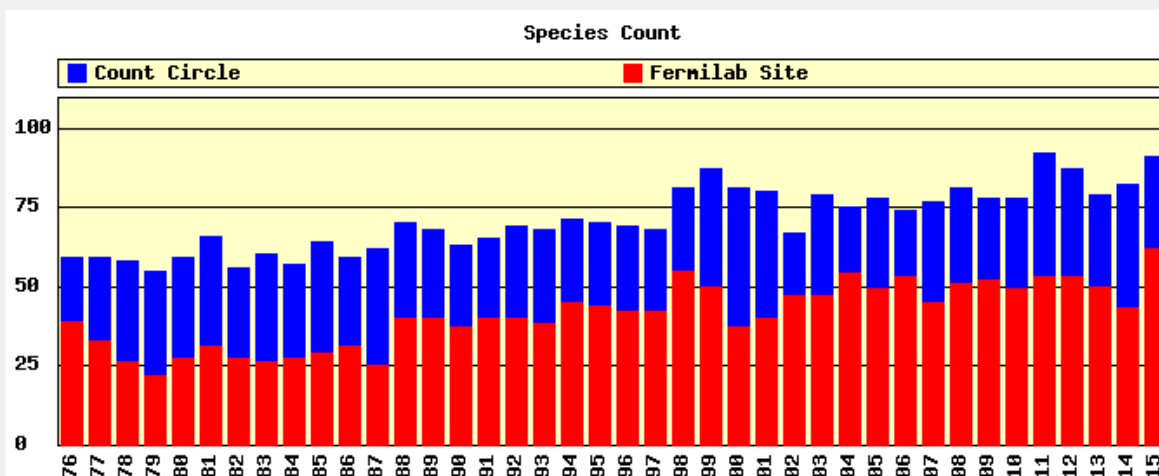


Wetland species are the biggest mystery.



Species Count

[next](#)



Count Circle Data

Year	Tally	Year	Tally	Year	Tally	Year	Tally
1976	59	1977	59	1978	58	1979	55
1980	59	1981	66	1982	56	1983	60
1984	57	1985	64	1986	59	1987	62
1988	70	1989	68	1990	63	1991	65
1992	69	1993	68	1994	71	1995	70
1996	69	1997	68	1998	81	1999	87
2000	81	2001	80	2002	67	2003	79
2004	75	2005	78	2006	74	2007	77
2008	81	2009	78	2010	78	2011	92
2012	87	2013	79	2014	82	2015	91

Fermilab Site Data

Year	Tally	Year	Tally	Year	Tally	Year	Tally
1976	39	1977	33	1978	26	1979	22
1980	27	1981	31	1982	27	1983	26
1984	27	1985	29	1986	31	1987	25
1988	40	1989	40	1990	37	1991	40
1992	40	1993	38	1994	45	1995	44
1996	42	1997	42	1998	55	1999	50
2000	37	2001	40	2002	47	2003	47
2004	54	2005	49	2006	53	2007	45
2008	51	2009	52	2010	49	2011	53
2012	53	2013	50	2014	43	2015	62

Fermilab Christmas Count December 16, 2017

56 species found and 2543 total birds counted. Species of particular note are:



Common Merganser, a notable high count of 126.

Two Bald Eagles was a record high count for Fermilab.



Red-breasted Nuthatches showed up in unprecedented numbers, 26.

Pine Siskin is a rare winter visitor to Fermilab and this is only the second time it has been recorded on the CBC, a count of 12.



Merlin was a first CBC record for Fermilab,

Eastern Phoebe was a first December record for Fermilab.

